

# gLocal Evaluation Week

## Evidences on Gender Equality and Inclusion Towards Women's Empowerment:

A reflection on lessons and challenges

Nidhi Bansal

CARE India Solutions for Sustainable Development

June 4<sup>th</sup>, 2020



I hope we do not do this to you....



# Focus on Women and Girls



CARE India focuses on the empowerment of women and girls, as they are

- disproportionately affected by poverty and discrimination
- suffer abuse in the realization of their rights and access over resources
- have the power to help communities overcome poverty and social injustice



# Our Program Areas



## Five inter-connected Change Domains:

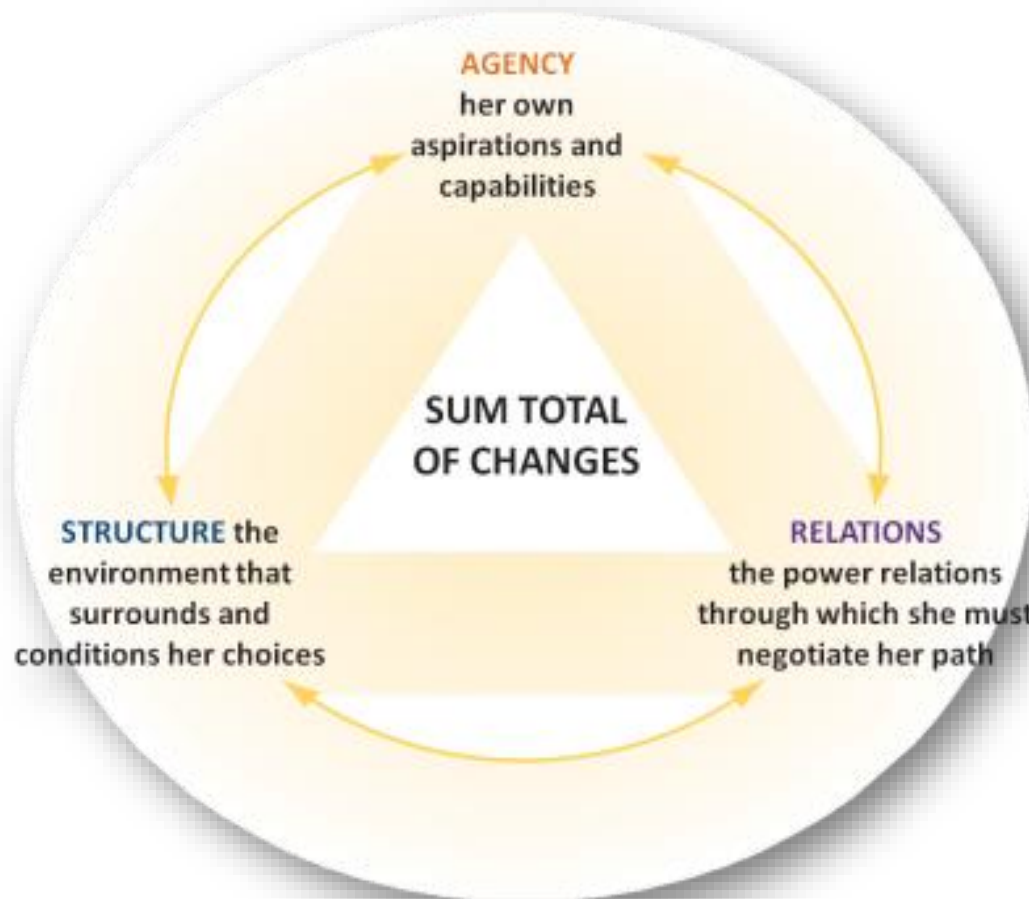
- Capacities, capabilities and self-esteem
- Leadership at multiple levels
- Attitude, support and recognition
- Access, ownership and influence
- Policies, development structures, institutions



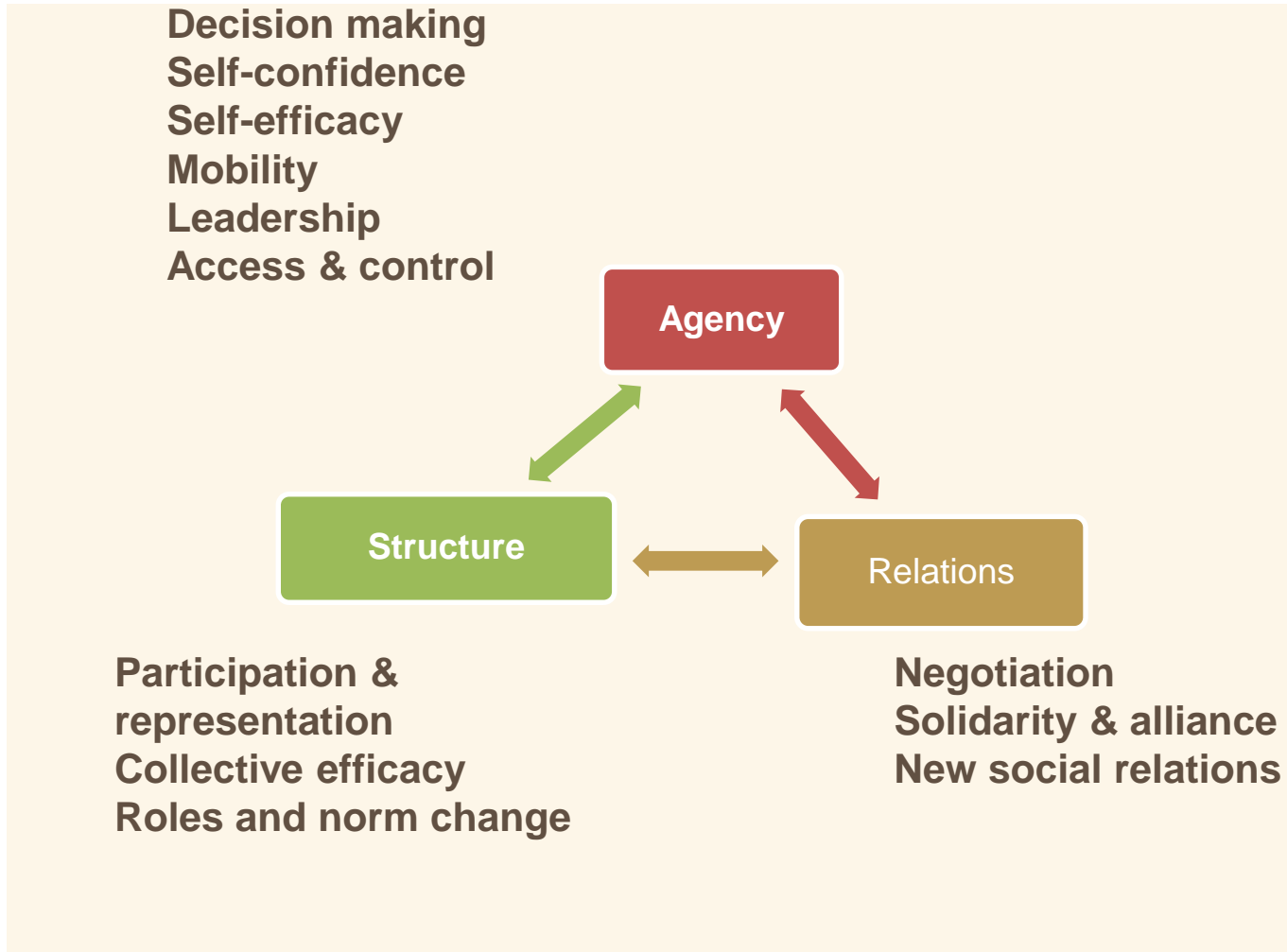
# CARE's Definition of Women's Empowerment



*“The sum total of changes needed for a woman to realise her full human rights; the combined effect of the changes in her own aspirations and capabilities, the environment that influences or dictates her choice, and the interactions she engages in each day” – CARE*



# Key Variables across three dimensions



# Approach and Strategy: The Evolution of Gender Equality Strategy of CARE India



Gender Transformative change (GTC)

← What we want

Women's Empowerment (WE)  
Framework  
*(Agency, Structure, Relations)*

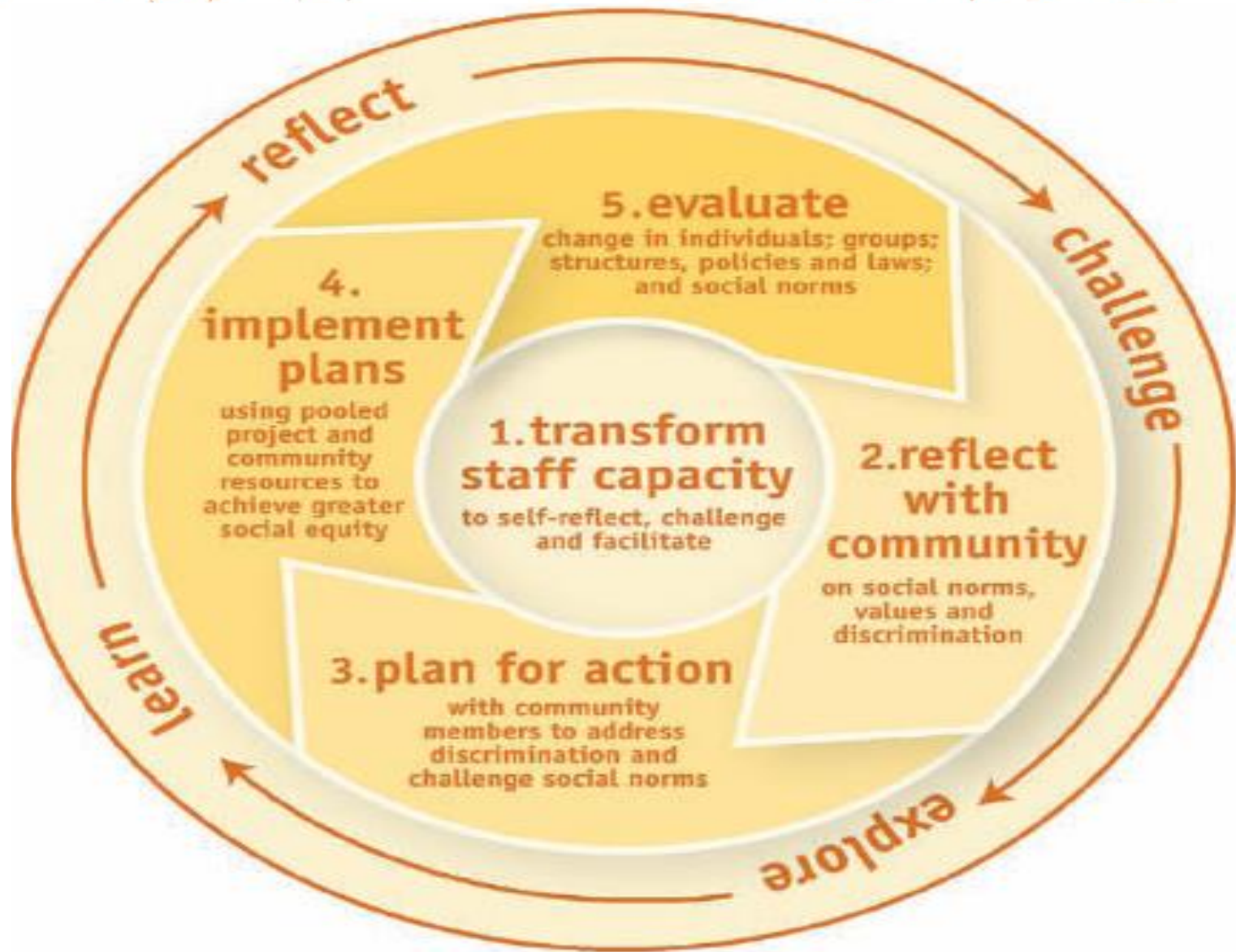
← What we need to do

Social Analysis and Action (SAA)  
Approach  
*(participatory, reflective)*

← How we do it

# How do we operationalize GTC in our projects?

## Social Action and Analysis (SAA) cycle



# Evidences from Impact Evaluations



## Pathways

Sole or joint **decision-making and control over household assets** by women increased from 40% to 68% over the project period

Sole or joint **decision-making and control over agricultural assets** by women increased from 53% to 77%

## Where the Rain Falls

59% women are **confident of raising their issues at public places**;

50% women are **confident of managing financial transactions** on their own

## MP Nutrition Project

Proportion of **husbands sharing responsibilities in child caring** practices increased from 22% to 95% from baseline to endline

Proportion of **husbands taking care of wives' diets** increased from 24% to 98% from baseline to endline

## Banking on Change

Women garner more space in the **household economic decisions**, which saw increase from 24% to 34% of SHG members

## Kutchh Livelihood Education Project

Women's contribution in **household financial decisions** improved as they started to contribute to the household income

## Banking on Change

Enhanced **access to financial services** for women. There is evidence of a three-fold increase in savings during the project period.

## EnSIGN

Women with decision-making input in at least 67% of **household productive decision domains** has increased from 2% to 14%

25% women have **access to and decisions on credit** as compared to 2% in baseline

## Where the Rain Falls

55% women reported they have **equal control over their household income**;

## EnSIGN

8% women are demonstrating **political participation** as compared to 0% women during the baseline